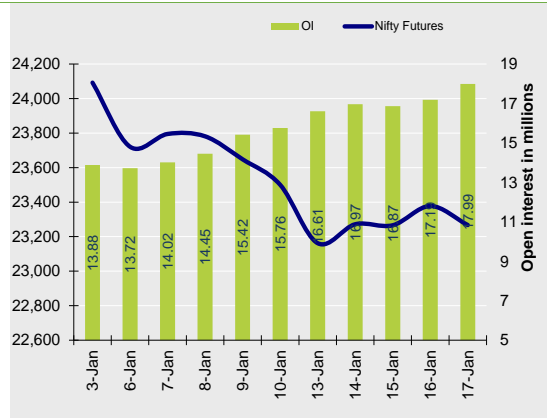


Nifty Snapshot

	Close	Prv Cl.	Ab chg	% chg
Spot	23,203.20	23,311.80	-108.60	-0.47
Futures	23,267.20	23,377.55	-110.35	-0.47
OI(ml shr)	17.99	17.19	0.80	4.64
Vol (lots)	231014	181490	49524	27.29
COC	64.00	65.75	-1.75	-2.7
PCR-OI	0.91	1.01	-0.10	-9.6

Nifty Futures Price v/s OI



Institutional Activity in previous trading session

(in Rs cr.)	Buy	Sell	Net
Index Futures	2317.56	4724.15	-2406.59
Index Options	892108.66	906103.46	-13994.80
Stock Futures	23733.87	24578.94	-845.07
Stock Options	91697.77	92546.73	-848.96
FII Cash	10,486.45	13,804.51	-3,318.06
DII Cash	12,496.54	9,923.66	2,572.88

Net FII Activity (in Rs cr.)

Date	Idx Fut	Stk Fut	Idx Opt	Cash
17-Jan	-2406.6	-845.1	-13994.8	-3318
16-Jan	-881.0	-4631.7	18181.3	-4342
15-Jan	186.6	1664.4	-65548.3	-4533
14-Jan	-458.1	3958.6	22951.3	-8132
13-Jan	-1419.0	2247.3	28047.9	-4893
10-Jan	-1020.3	3867.9	-468.1	-2255

Technical Pivot (Intraday):

	S2	S1	PIVOT	R1	R2
NIFTY	23055	23160	23255	23365	23460
BANKNIFTY	47935	48310	48800	49175	49665

(Price is in Rs; OI is in million units; Price chg and OI chg are in percentage) **NB RESEARCH**

Fresh Longs seen in:

Scrip	Price	Price chg	OI	OI Chg
CESC	153.1	1.1	21.0	12.9
LTTS	5384.7	2.9	0.8	8.9
BANKINDIA	100.6	0.5	35.4	6.4

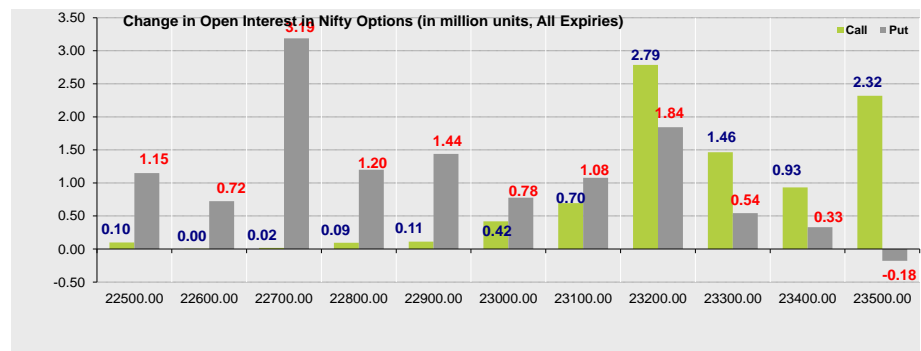
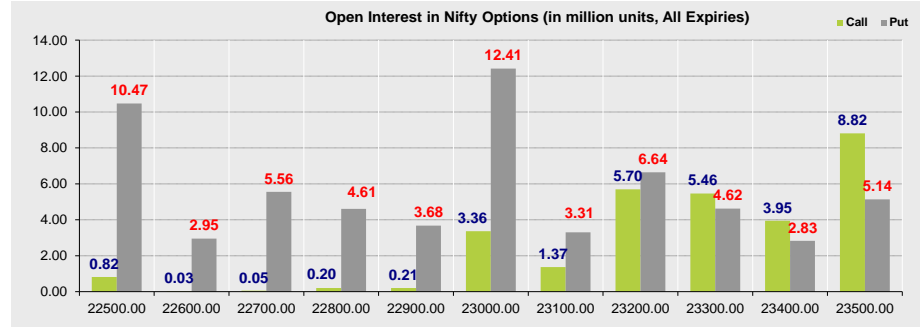
Short Covering seen in:

Scrip	Price	Price chg	OI	OI Chg
HAVELLS	1570.9	0.8	8.5	-11.1
GODREJCP	1188.5	3.3	12.0	-8.2
CGPOWER	648.7	3.1	6.7	-5.3

Summary

- Indian markets closed on negative note where selling was mainly seen in Banking, IT, Financial Services Sectors. Nifty Jan Futures closed at 23267.20 (down 110.35 points) at a premium of 64.00 pts to spot.
- FII's were net sellers in Cash to the tune of 3318.06 Cr and were net sellers in index futures to the tune of 2406.59 Cr.
- India VIX increased by 1.82% to close at 15.75 touching an intraday high of 16.38.

Open Interest in Nifty Options:



- The above second chart shows previous trading day's change in Nifty options where Addition in OI were seen in 23500, 23400, 23300 strike Calls and at 22900, 23000, 23100, 23200 strike Puts indicating market is likely to remain range bound in the near term.
- Highest OI build-up is seen at 23500 strike Calls and 23000 strike Puts, to the tune of 8.82mn and 12.41mn respectively.

Outlook on Nifty:

Index is likely to open on a flat note today and is likely to remain range bound during the day.

NIFTY50 Options OI (CE OI = Resistance) (PE OI = Support)			
Symbol	Highest CE OI	Highest PE OI	CMP
ADANIPTS	1200	1200	1164
ADANIENT	2800	2800	2408
ASIANPAINT	2500	2200	2269
AXISBANK	1100	1000	994
BAJAJ-AUTO	10000	7600	8591
BAJAJFINSV	1700	1700	1687
BAJFINANCE	7500	7200	7204
BHARTIARTL	1640	1600	1629
BPCL	300	250	274
BRITANNIA	5000	4700	4870
CIPLA	1540	1500	1447
COALINDIA	400	380	388
DIVISLAB	6000	5800	5928
DRREDDY	1400	1300	1309
EICHERMOT	5000	5000	5023
GRASIM	2600	2500	2377
HCLTECH	2000	1600	1790
HDFCBANK	1800	1560	1640
HDFCLIFE	660	600	644
HEROMOTOCO	4300	4100	4104
HINDALCO	600	600	617
HINDUNILVR	2500	2300	2362
ICICIBANK	1300	1200	1230
ITC	460	440	442
INDUSINDBK	1000	960	973

NIFTY50 Options OI (CE OI = Resistance) (PE OI = Support)			
Symbol	Highest CE OI	Highest PE OI	CMP
INFY	2000	1800	1816
IOC	140	130	129
JSWSTEEL	1000	900	910
KOTAKBANK	1800	1600	1763
LT	3700	3500	3571
LTIM	6500	5500	5912
M&M	3200	2900	2928
MARUTI	12000	12000	12089
NESTLEIND	2300	2200	2213
NTPC	340	300	326
ONGC	264	250	267
POWERGRID	310	290	303
RELIANCE	1300	1200	1303
SBILIFE	1600	1500	1541
SBIN	800	700	766
SUNPHARMA	1920	1700	1787
TATACONSUM	1000	900	957
TATAMOTORS	800	750	782
TATASTEEL	140	125	130
TCS	4300	4000	4137
TECHM	1760	1600	1664
TITAN	3400	3200	3367
ULTRACEMCO	12000	11000	10604
UPL	560	500	554
WIPRO	310	280	280

OI against MWPL				
Symbol	MWPL	Open Interest	Limit for next day	% OI
CANFINHOME	18644752	19709625	Ban	106%
LTF	168032565	158133280	Ban	94%
MANAPPURAM	109616743	100794000	Ban	92%
ABFRL	94669741	86439600	Ban	91%
PVRINOX	14239644	12916145	611516	91%
PNB	687763516	599680000	53695340	87%
MGL	13335005	11561600	1106654	87%
SAIL	289139949	249276000	25406951	86%
KALYANKJIL	76523778	65800600	Ban	86%
RBLBANK	121536448	104025000	Ban	86%
ANGELONE	11609893	9896800	Ban	85%
GNFC	17249403	14617200	1769732	85%
BANDHANBNK	193371053	163567600	Ban	85%
IGL	77000080	63463125	9686951	82%
AARTIIND	41610105	34101000	Ban	82%
NMDC	689383367	555120000	99794198	81%
HINDCOPPER	65482129	52475300	Ban	80%
BIOCON	93926056	72347500	16882253	77%
BANKBARODA	372635498	282616425	71387298	76%
CANBK	672420574	506108250	132691295	75%
TATACHEM	31601465	23729750	6291641	75%
INDUSINDBK	120164716	88493500	25662980	74%
EXIDEIND	91809066	67530600	19688012	74%
BSOFT	32673011	23645000	7394360	72%
GRANULES	29633038	21428000	6723386	72%
CHAMBLFERT	31728204	22881700	7260093	72%
ABCAPITAL	162060517	112984200	40973291	70%
ADANIANT	57246033	39816600	14567131	70%
METROPOLIS	5180584	3523200	1398354	68%
BHEL	256482590	174071625	69586835	68%
NATIONALUM	178967755	118076250	51943117	66%
PEL	24029984	15842250	6986234	66%
SBICARD	59726572	38776000	17964243	65%

OI against MWPL				
Symbol	MWPL	Open Interest	Limit for next day	% OI
IDEA	8405889130	5413040000	2572554673	64%
OFSS	4738617	2961600	1540086	62%
LICHSGFIN	60244101	36974000	20257895	61%
LTTS	5570126	3394000	1897619	61%
DIXON	8031387	4780150	2849667	60%
IRCTC	60165566	35658875	21498412	59%
BATAINDIA	12812405	7312500	4859284	57%
INDUSTOWER	247893065	138162400	97336011	56%
GMRAIRPORT	716538553	393643125	287068500	55%
LAURUSLABS	78528143	43117100	31484635	55%
CONCOR	55081874	29999000	22328780	54%
SRF	29488465	16042125	11971916	54%
IDFCFIRSTB	1383878983	750982500	563702533	54%
ACC	16266067	8738100	6714663	54%
HAL	37934515	20305650	15732139	54%
NAVINFLUOR	7097559	3774925	2967756	53%
IRFC	356413800	189088050	149505060	53%
HUDCO	100095000	53068700	42021550	53%
TATAPOWER	339616396	176199300	146436276	52%
DLF	128335464	66041250	55877440	51%
VEDL	339831292	169894100	152945627	50%

Derivative Recommendations:

Stock Name	Call (Buy/Sell)	Entry price	Targets	Stop Loss	Duration	Status
BIOCON (Bull Call spread)	Buy	9	16	5	Positional	Open
NIFTY Future	Buy	23280	23800	23000	1-2 Days	Open
CROMPTON 370CE	Buy	6.8	12	4	1-2 Days	Open

FROM THE EQUITY DERIVATIVE DESK:

NIRAV HARISH CHHEDA
AVP - DERIVATIVES AND TECHNICAL RESEARCH
E-Mail: nirav.chheda@nirmalbang.com
Tel no: 6273-8199/8000

AMIT BHUPTANI
SNR.DERIVATIVES AND TECHNICAL RESEARCH ANALYST
E-Mail: amit.bhuptani@nirmalbang.com
Tel no: 6273-8242/8000

DISCLOSURES

Research Reports that are published by Nirmal Bang Securities Private Limited (hereinafter referred to as "NBSPL") are for private circulation only. NBSPL is a registered Research Analyst under SEBI (Research Analyst) Regulations, 2014 having Registration no. INH000001766. NBSPL is also a registered Stock Broker with National Stock Exchange of India Limited, BSE Limited, Metropolitan Stock Exchange of India Limited, Multi Commodity Exchange of India Limited, National Commodity and Derivative Exchange Limited and Indian Commodity Exchange Limited in cash and Equity and Commodities derivatives segments.

NBSPL has other business divisions with independent research teams separated by Chinese walls, and therefore may, at times, have different or contrary views on stocks and markets.

NBSPL or its associates have not been debarred / suspended by SEBI or any other regulatory authority for accessing / dealing in securities Market. NBSPL, its associates or analyst or his relatives do not hold any financial interest (Except Investment) in the subject company. NBSPL or its associates or Analyst do not have any conflict or material conflict of interest at the time of publication of the research report with the subject company. NBSPL or its associates or Analyst or his relatives may or may not hold beneficial ownership of 1% or more in the subject company at the end of the month immediately preceding the date of publication of this research report.

NBSPL or its associates / analyst has not received any compensation / managed or co-managed public offering of securities of the company covered by Analyst during the past twelve months. NBSPL or its associates have not received any compensation or other benefits from the company covered by Analyst or third party in connection with the research report. Analyst has not served as an officer, director or employee of Subject Company. NBSPL / analyst has not been engaged in market making activity of the subject company.

Analyst Certification: The research analysts and authors of these reports, hereby certify that the views expressed in this research report accurately reflects my/our personal views about the subject securities, issuers, products, sectors or industries. It is also certified that no part of the compensation of the analyst(s) was, is, or will be directly or indirectly related to the inclusion of specific recommendations or views in this research. The analyst(s) principally responsible for the preparation of this research report and has taken reasonable care to achieve and maintain independence and objectivity in making any recommendations.

DISCLAIMER

This report is for the personal information of the authorized recipient and does not construe to be any investment, legal or taxation advice to you. NBSPL is not soliciting any action based upon it. Nothing in this research shall be construed as a solicitation to buy or sell any security or product, or to engage in or refrain from engaging in any such transaction. In preparing this research, we did not take into account the investment objectives, financial situation and particular needs of the reader.

This research has been prepared for the general use of the clients of NBSPL and must not be copied, either in whole or in part, or distributed or redistributed to any other person in any form. If you are not the intended recipient you must not use or disclose the information in this research in any way. Though disseminated to all the customers simultaneously, not all customers may receive this report at the same time. NBSPL will not treat recipients as customers by virtue of their receiving this report. This report is not directed or intended for distribution to or use by any person or entity resident in a state, country or any jurisdiction, where such distribution, publication, availability or use would be contrary to law, regulation or which would subject NBSPL & its group companies to registration or licensing requirements within such jurisdictions.

The report is based on the information obtained from sources believed to be reliable, but we do not make any representation or warranty that it is accurate, complete or up-to-date and it should not be relied upon as such. We accept no obligation to correct or update the information or opinions in it. NBSPL or any of its affiliates or employees shall not be in any way responsible for any loss or damage that may arise to any person from any inadvertent error in the information contained in this report. NBSPL or any of its affiliates or employees do not provide, at any time, any express or implied warranty of any kind, regarding any matter pertaining to this report, including without limitation the implied warranties of merchantability, fitness for a particular purpose, and non-infringement. The recipients of this report should rely on their own investigations.

This information is subject to change without any prior notice. NBSPL reserves its absolute discretion and right to make or refrain from making modifications and alterations to this statement from time to time. Nevertheless, NBSPL is committed to providing independent and transparent recommendations to its clients, and would be happy to provide information in response to specific client queries.

Before making an investment decision on the basis of this research, the reader needs to consider, with or without the assistance of an adviser, whether the advice is appropriate in light of their particular investment needs, objectives and financial circumstances. There are risks involved in securities trading. The price of securities can and does fluctuate, and an individual security may even become valueless. International investors are reminded of the additional risks inherent in international investments, such as currency fluctuations and international stock market or economic conditions, which may adversely affect the value of the investment. Opinions expressed are subject to change without any notice. Neither the company nor the director or the employees of NBSPL accept any liability whatsoever for any direct, indirect, consequential or other loss arising from any use of this research and/or further communication in relation to this research. Here it may be noted that neither NBSPL, nor its directors, employees, agents or representatives shall be liable for any damages whether direct or indirect, incidental, special or consequential including lost revenue or lost profit that may arise from or in connection with the use of the information contained in this report.

Copyright of this document vests exclusively with NBSPL. Our reports are also available on our website www.nirmalbang.com